

FORMATION MODELS FOR COSMIC RAY ANTINUCLEI

Based on M. Kachelrieß, S. Ostapchenko and JT
arXiv:[1905.01192, 2002.10481, 2012.04352]



Jonas Tjemsland

PhD candidate
Department of Physics
Norwegian University of Science and Technology

ICRC 2021

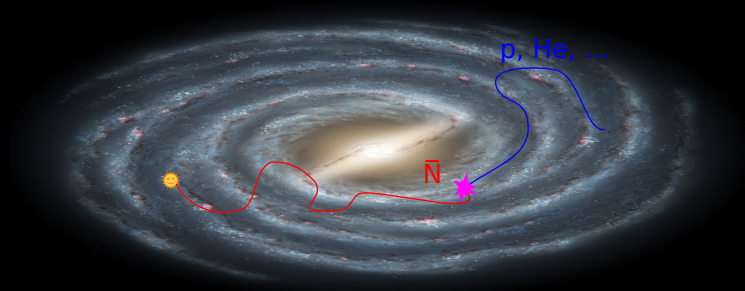


Image credit: NASA JPL; NASA AMS

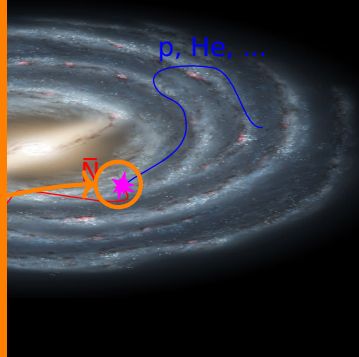
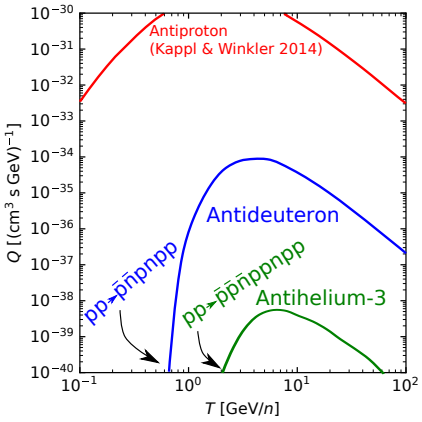
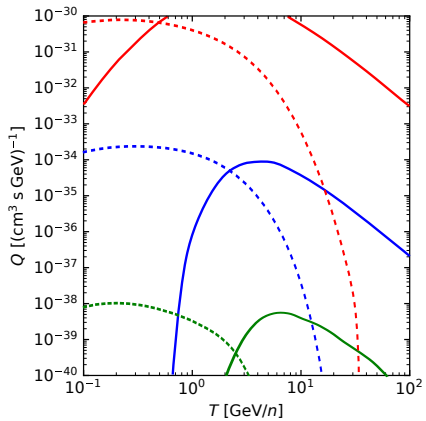
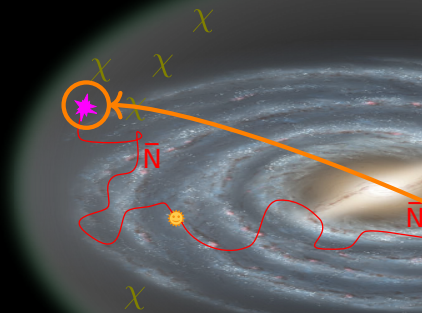
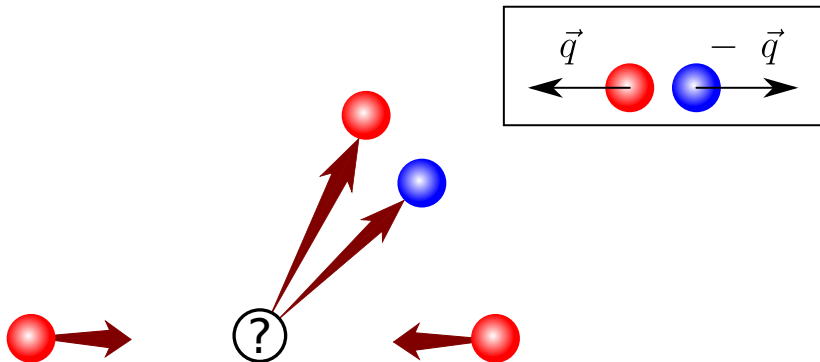


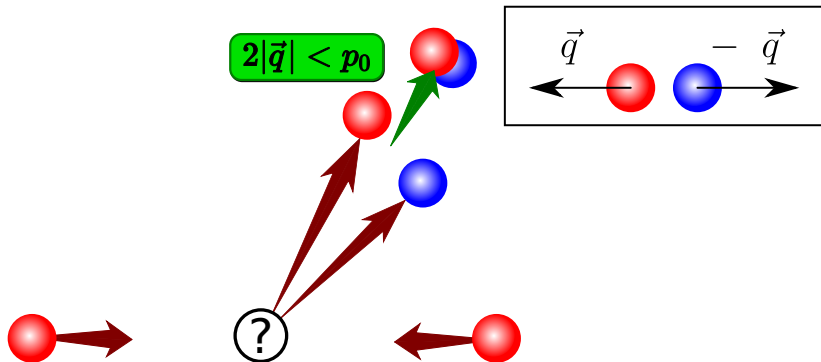
Image credit: NASA JPL; NASA AMS



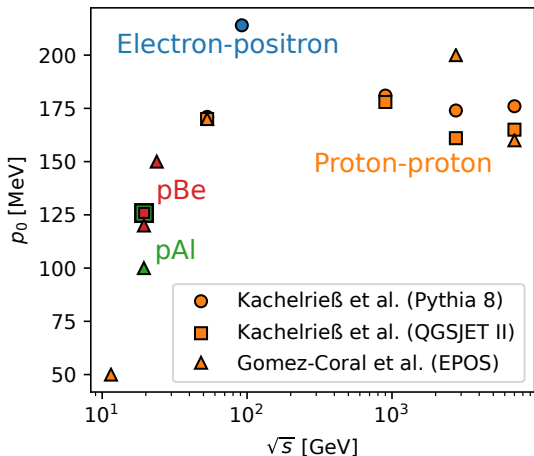
The coalescence model in momentum space



The coalescence model in momentum space



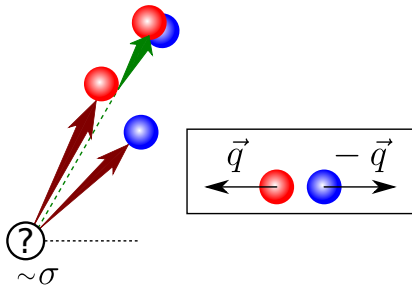
The coalescence model in momentum space



The WiFunC model for (anti)deuteron

Coalescence probability

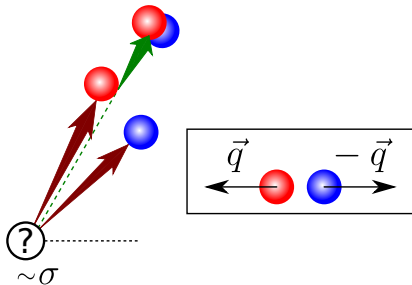
$$w = \zeta e^{-d^2 q^2}$$
$$\zeta = \left(\frac{d^2}{d^2 + 4\sigma^2} \right)^{3/2}$$



The WiFunC model for (anti)deuteron

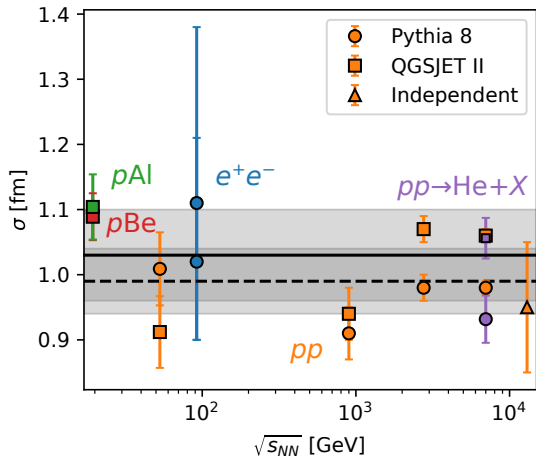
Coalescence probability

$$w = \zeta e^{-d^2 q^2}$$
$$\zeta = \left(\frac{d^2}{d^2 + 4\sigma^2} \right)^{3/2}$$

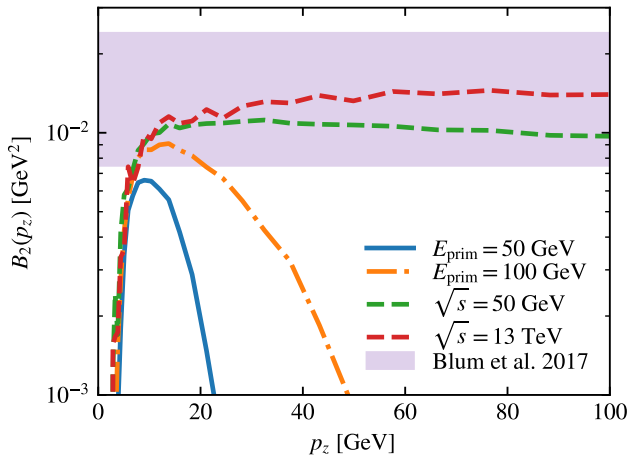


$$\sigma \equiv \sigma_{e\pm} \simeq \sigma_{pp}/\sqrt{2} \simeq 1 \text{ fm}$$

Agreement with the physical interpretation!



Coalescence parameter, $B_2(p_z)$



Summary

- ▶ *The detection of cosmic ray antinuclei may be just around the corner!*
- ▶ A good description of the antinucleus production in cosmic ray processes is needed
- ▶ One should include both **momentum correlations** and the **size of the formation region** when estimating the production in small interacting systems
- ▶ The WiFunC model for antideuteron production

$$w = \zeta e^{-d^2 q^2}$$